

Door	1
Dimensioni	975x450x660 H
Capacità	litri/litres 112

Porte	Door	1	
Dimensioni	Dimensions	mm	975x450x660 H
Capacità	Capacity	litri/litres	112

Porta cieca/blind door	PR/2V	PRR/2V
Door	2	
Dimensioni	mm	1620x450x660 H
Capacità	litri/litres	243

Modello Porta cieca/blind door	PR/2VH	PRR/2VH
Door	2	
Dimensioni	mm	1450x450x940 H
Capacità	litri/litres	243

Porta vetrata/glass door	PR/1VPV	PRR/1VPV
Door	1	
Dimensioni	mm	975x450x660 H
Capacità	litri/litres	112

Modello Porta vetrata/glass door	PR/1VPVH	PRR/1VPVH
Door	1	
Dimensioni	mm	805x450x940 H
Capacità	litri/litres	112

Porta vetrata/glass door	PR/2VPV	PRR/2VPV
Door	2	
Dimensioni	mm	1620x450x660 H
Capacità	litri/litres	243

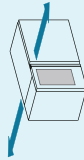
Modello Porta vetrata/glass door	PR/2VPVH	PRR/2VPVH
Door	2	
Dimensioni	mm	1450x450x940 H
Capacità	litri/litres	243

PASSANTI/PASS- THROUGH MODELS

Gas R 404a Tensione/Voltage 230 V-50Hz Temperatura/Temperature +2° +10° C
 Temperatura ambiente/Environment temperature +43° C
 Potenza/Power: assorbita/absorbed kW 356 max frigorifera/cooling kW 430

Autonomi/With group

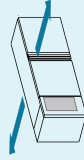
Modello Porta cieca/blind door	PRX/1V	
Door	1	
Dimensioni	mm	975x450x660 H
Capacità	litri/litres	112



Remoti/Without group

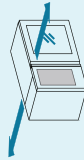
Modello Porta cieca/blind door	PRRX/1V	
Door	1	
Dimensioni	mm	975x450x660 H
Capacità	litri/litres	112

Modello Porta cieca/blind door	PRX/2V	
Door	2	
Dimensioni	mm	1620x450x660 H
Capacità	litri/litres	243



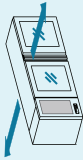
Modello Porta cieca/blind door	PRRX/2V	
Door	2	
Dimensioni	mm	1620x450x660 H
Capacità	litri/litres	243

Modello Porta vetrata/glass door	PRX/1VPV	
Door	1	
Dimensioni	mm	975x450x660 H
Capacità	litri/litres	112



Modello Porta vetrata/glass door	PRRX/1VPV	
Door	1	
Dimensioni	mm	975x450x660 H
Capacità	litri/litres	112

Modello Porta vetrata/glass door	PRX/2VPV	
Door	2	
Dimensioni	mm	1620x450x660 H
Capacità	litri/litres	243



Modello Porta vetrata/glass door	PRRX/2VPV	
Door	2	
Dimensioni	mm	1620x450x660 H
Capacità	litri/litres	243



INOX - MAATWERK
GROOTKEUKENS

MULTIFAN

Krommewege 84 T +32 (0)50 71 50 33 info@multifan.be
 B-9990 Maldegem F +32 (0)50 71 46 88 www.multifan.be



WALLIGLU

Moltiplica lo spazio della refri
 Multiplies refrigeration space
 Vergrößert den Kühlraum



ecchiatura, e vi guida nelle operazioni
:ollo e manutenzione.
efrigerante utilizzato è R 404a, privo
e amico dell'ambiente.

al sistema esclusivo di sbrinamento
gente", questo avviene solo quando
lavero, e tutte le volte che è necessario
erendemente da quando era avvenuto
a volta: non dovrete più spegnere
rifero o effettuare sbrinamenti a mano!

lli Walliglu remoti hanno il vano tecnico
:to di comandi, impianto elettrico
ila termostatica.

oratore e le connessioni sono verniciate
rosione.

i "Schraeder" per ricarica gruppo.

llo HACCP di serie: tiene in memoria
255 allarmi, e degli ultimi 16 riporta
lettagli.

IGENEOUS, POWERFUL 'ONSTANTLY UNDER CONTROL

ling components are designed
rate in a tropicalized climate at an ambient
ature of 43°C (Class T).

ctronic thermostat with liquid crystal
'gives a fully written description
t the appliance is doing, and guides
rough control and maintenance operations.
igerating gas used is R 404a,
is CFC free and environmentally friendly.

clusive "intelligent" defrost system operates
hen really necessary and every time it
ired – without considering the last time
place: no more need to turn off the fridge
frost by hand!

u remote models have a technical
rtment complete with controls,
als and thermostatic valve.

aporator and connections are coated
nti-corrosion paint.

recharged by means of a Schrader valve.

jels have HACCP control with a memory
o 255 alarms; the last 16 carry full details.



EINE "INTELLIGENTE" KÜHLUNG

GLEICHMÄSSIG, LEISTUNGSFÄHIG UND STÄNDIG UNTER KONTROLLE

Die Kühlkomponenten sind tropenfest
bis +43°C Raumtemperatur (Klasse T).

Der elektronische Thermostat mit
Flüssigkristallanzeige zeichnet im Detail auf,
was das Gerät macht und führt Sie bei den
Einstellungen und Instandhaltungsarbeiten.
Die Geräte werden mit umweltfreundlichem
Kühlmittel R 404^a betrieben, ohne CFC.

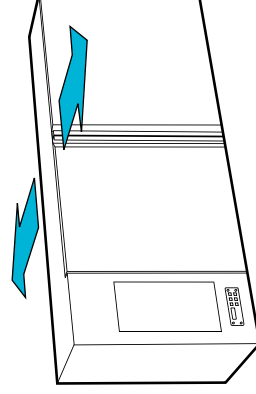
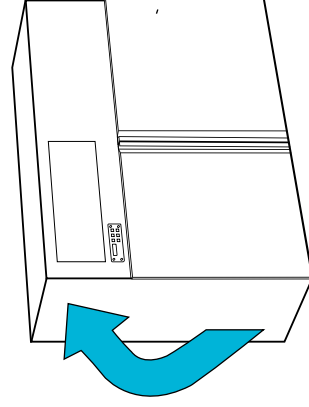
Dank des exklusiven "intelligenten"
Abtausystems, das nur einschaltet, wenn
effektiv erforderlich – unabhängig davon,
wann der letzte Abtauzyklus stattgefunden
hat: Sie müssen den Kühlschrank nicht mehr
ausschalten und manuell abtauen!

Bei den Modellen Walliglu mit zentralisierter
Kühlung ist das Installationsfach mit
Steuerelementen, elektrischer Anlage
und Thermostatventil ausgestattet.

Der Verdampfer und die Anschlüsse sind
mit korrosionsbeständigem Lack versehen.

"Schraeder" Ventil zum Aufladen der
Kühlleinheit.

Serienmäßige HACCP Steuerung; speichert
bis zu 255 Alarme und zeichnet alle Details
von den letzten 16 Alarmen auf.



Walliglu è disponibile anche con vano tecnico
in alto e in versione passante.

Walliglu also comes with top fitting technical
compartment and as a pass-through version.

Walliglu ist auch mit oberem Installationsfach
und in durchgehender Version lieferbar.